



IP22 Class I & II (VI)

Product Features

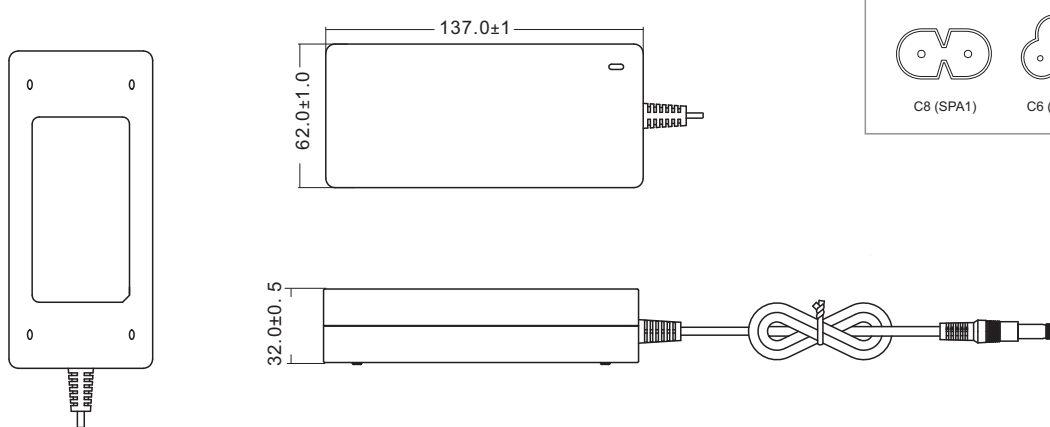
- Medical safety approvals
- 2 MOPP input to output isolation
- PF>0.90@230Vac full load
- Leakage current ≤ 100µA
- DOE level VI
- ≤ 0.21W standby power
- Peak load: 168W MAX @ Rated Input Voltage
- Up to 5,000m operating altitude
- 4 types of AC inlet
- 11V to 54V outputs, up to 90W


Models & Ratings


Model Number	Voltage (*) (V)	Current (A)	Rated Power	Ripple & Noise (max)	Voltage Tolerance	Line & Load Regulation	Efficiency (Average)	Start Up Delay
UES90C-XXXXYYSPAZ	11.0	0.01-7.00	77.00W	150mVpk-pk	±5%	Line: ±1% Load: ±5%	88.00%	≤3s
	12.0	0.01-7.00	84.00W	150mVpk-pk	±5%		88.00%	≤3s
	15.0	0.01-6.00	90.00W	180mVpk-pk	±5%		88.00%	≤3s
	17.0	0.01-5.29	90.00W	200mVpk-pk	±5%		88.00%	≤3s
	19.0	0.01-4.74	90.00W	200mVpk-pk	±5%		88.00%	≤3s
	22.0	0.01-4.09	90.00W	200mVpk-pk	±5%		88.00%	≤3s
	24.0	0.01-3.75	90.00W	200mVpk-pk	±5%		88.00%	≤3s
	26.0	0.01-3.46	90.00W	200mVpk-pk	±5%		88.00%	≤3s
	30.0	0.01-3.00	90.00W	200mVpk-pk	±5%		88.00%	≤3s
	33.0	0.01-2.73	90.00W	200mVpk-pk	±5%		88.00%	≤3s
	36.0	0.01-2.50	90.00W	200mVpk-pk	±5%		88.00%	≤3s
	39.0	0.01-2.31	90.00W	200mVpk-pk	±5%		88.00%	≤3s
	43.0	0.01-2.09	90.00W	300mVpk-pk	±5%		88.00%	≤3s
	46.0	0.01-1.95	90.00W	300mVpk-pk	±5%		88.00%	≤3s
	48.0	0.01-1.88	90.00W	300mVpk-pk	±5%		88.00%	≤3s
	52.0	0.01-1.73	90.00W	300mVpk-pk	±5%		88.00%	≤3s
54.0	0.01-1.67	90.00W	300mVpk-pk	±5%	88.00%	≤3s		

Model encoding: replace "Z" with "1" for C8 (Class II), "2" for C6 (Class I), "3" for C14 (Class I), "4" for C18 (Class II) AC inlets


Mechanical Details




Interchangeable AC Plug Options




C8 (SPA1)



C6 (SPA2)



C14 (SPA3)



C18 (SPA4)

Unit: mm

DC cable and connector can be customized.

Notes

(*) Other options are available, please contact our sales representative for details.

Input

Input Voltage Range	80-264VAC
Frequency Range	47-63Hz
Input Current	1.5A at 80VAC
Inrush Current	120A max at 240VAC cold start
Touch Leakage Current	≤100μA at 264VAC

Environmental

Operating Temperature	0°C to 40°C
Storage Temperature	-20°C to 60°C
Operating Humidity	10% to 90% RH, non-condensing
Storage Humidity	5% to 90% RH
Operating Altitude	5,000m

General

Dimensions	137(L) 62(W) 32(H)mm
Weight	300g
MTBF	>100,000hrs MIL-HDBK-217 at 25°C

Protection

Overload	105-200% rated output power
Over Voltage	110-200% rated output voltage
Short Circuit	No damage

Safety Approvals

Safety Agency / Mark	Medical (meet)	ITE (meet)
CB	IEC60601-1	IEC62368-1
UL	ANSI/AAMI ES60601-1 CAN/CSA C22.2 NO.60601-1	UL62368-1
TUV-Mark	EN60601-1	-

EMC

Emission	Medical	ITE
Conduction	IEC/EN60601-1-2, CISPR 11	EN55032, CISPR 32
Radiation	IEC/EN60601-1-2, CISPR 11	EN55032, CISPR 32
Harmonic Currents	EN61000-3-2, Class A	EN61000-3-2, Class A
Voltage Flicker	EN61000-3-3	EN61000-3-3
Immunity	IEC/EN60601-1-2	En55035, CISPR 35
ESD	IEC61000-4-2	±15KV air, ±8KV contact
Radiated Immunity	IEC61000-4-3	10V/m, 3V/m 80MHz - 2.7GMHz
EFT/Burst	IEC61000-4-4	±2KV on AC port
Surge	IEC61000-4-5	±2KV line to line (different mode)
Conducted Immunity	IEC61000-4-6	3Vrms, 6Vrms (0.15MHz-80MHz)
Magnetic Field	IEC61000-4-8	30 A/m
Dips & Interruptions	IEC61000-4-11	0%, 70%, 0% of UT

Others

Dielectric Withstand Voltage	4000Vac or 5,656VDC input to output
Insulation Resistance	100M Ohms, 500VDC input to output